

## Patient Access - the convenient way to book or cancel appointments with GPs at Old Machar Medical Practice.

### Ease of use

Patient Access is an appointment booking and repeat prescription ordering service which has been carefully designed for ease of use, and can be used by anyone who has a computer, mobile phone or digital TV.

It's quick and easy to use, and can be particularly useful during those times when the practice is closed, telephone lines are busy or if you are away from home. The easy to follow screens and prompts ensure it's simple for you to view, book, or cancel appointments online and order your repeat prescriptions – whatever time of the day or night.

Using Patient Access, you will be able to view a range of available appointments and choose the most convenient time for you.

### Secure information







All personal information contained on Patient Access is protected using the highest standard internet security. Before you can start booking appointments online or ordering repeat prescriptions, you must first register your details for this service.

### Registering for the service

It's quick and easy to register – simply follow the three steps below.

Step 1. Complete an application form. These can be obtained from reception or from the practice website in the "Make Appointment" page. These must then be returned to the practice and you will be provided with the appropriate registration form with PIN and ID numbers to use the Patient Access facilities.

Step 2. Choose the media that you want to use:

<p><b>INTERNET:</b></p> <ul style="list-style-type: none"> <li>Go to the practice website <a href="http://www.oldmachar.co.uk">www.oldmachar.co.uk</a></li> <li>Click on the patient access link found on the "appointments" or "prescriptions" pages</li> </ul>		<p><b>SMARTPHONE:</b></p> <ul style="list-style-type: none"> <li>Download the free "patient access" app for the iPhone or android.</li> <li>Details can be found at <a href="https://patient.emisaccess.co.uk">https://patient.emisaccess.co.uk</a></li> </ul>	
<p><b>SKY:</b></p> <ul style="list-style-type: none"> <li>Go to <b>Community Chanel (539)</b></li> <li>Press Red</li> <li>Scotland &gt; NHS Scotland &gt; NHS24 &gt; GP Services</li> </ul>		<p><b>VIRGIN:</b></p> <ul style="list-style-type: none"> <li>Press the <b>Home</b> button</li> <li>Choose <b>Interactive #7</b> button</li> <li>Select <b>News &amp; Info</b></li> <li>Select <b>Looking Local #6</b></li> <li>Scotland &gt; NHS Scotland &gt; NHS24 &gt; GP Services</li> </ul>	
<p><b>Wii:</b></p> <ul style="list-style-type: none"> <li>Insert either of the following URLs into your browser:</li> <li><a href="https://patient.emisaccess.co.uk">https://patient.emisaccess.co.uk</a></li> <li><a href="http://www.lookinglocal.gov.uk">www.lookinglocal.gov.uk</a></li> </ul>		<p><b>MOBILE:</b></p> <ul style="list-style-type: none"> <li>Insert either of the following URLs into your browser:</li> <li><a href="https://patient.emisaccess.co.uk">https://patient.emisaccess.co.uk</a></li> <li><a href="http://www.lookinglocal.gov.uk">www.lookinglocal.gov.uk</a></li> </ul>	



Step 3. Create your account.

NOTE: Depending on the media used the screens will be different. If using media other than the internet, go through the screen selecting the appropriate options, then select **NHS Scotland** and **NHS 24** this will take you to **GP Services**. Select use GP Services and enter your personal registration details exactly as they appear on the registration form. If the information does not match, your registration will not be accepted.

**You are now ready to book and cancel appointments, and order repeat prescriptions.**

Once registered, simply log on with your practice ID, patient ID and password. You can view any appointments you have already made, cancel them if necessary, or book a new appointment after checking which times are available.

There is no need to re-confirm by email or telephone – just arrive promptly on the day.